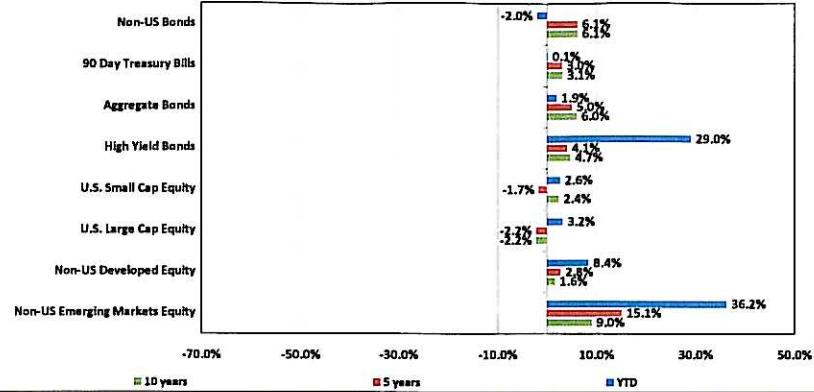


The Community Foundation for Greater New Haven, Inc.
 Snapshot as of June 2009¹

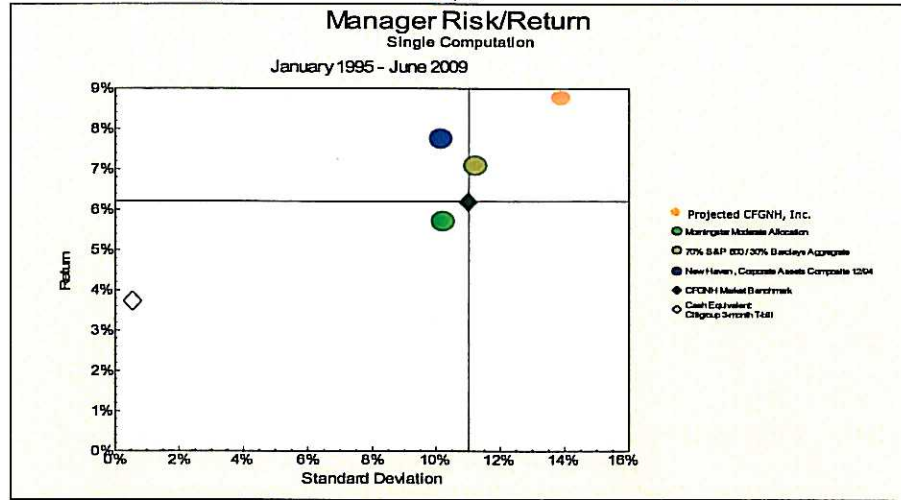
Performance, net of fees:

Name	Annualized Periods Ending - June 30, 2009						
	CYTD %	1 yr %	3 yr %	5 yr %	7 yr %	10 yr %	Since Inception ² %
CFGNH, Inc.	9.2	-14.7	-1.1	3.3	5.3	4.1	7.8
Market Benchmark	6.2	-22.5	-5.8	0.1	2.7	1.8	6.2

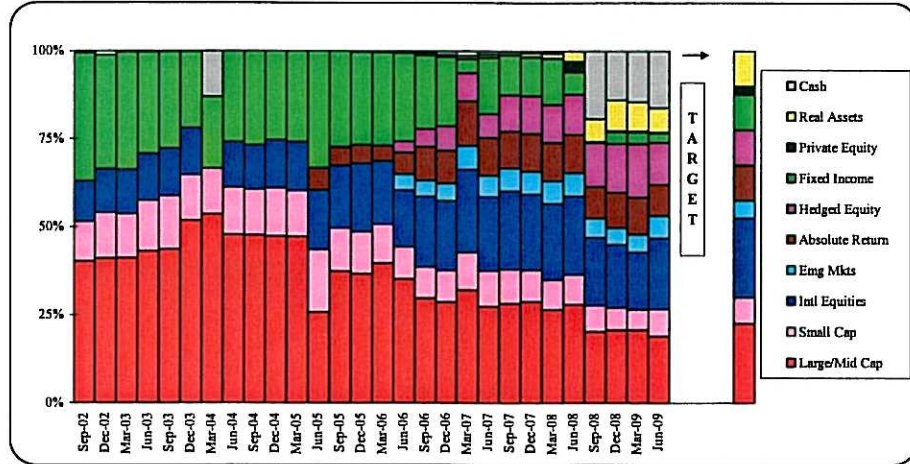
The Markets:



Risk & Return:



Historical Allocation:



Long-term Model:

Target Long-term Asset Allocation Model	
32.50%	Alternative Investments
30.00%	US Equities
27.50%	Non-US Equities
10.00%	Bonds

Manager Actions:

Name	Asset Class	Action	Reason
No Manager Actions			

Issue Date:

27 July 2009

By:

A. F. Drew Alden, SVP and Chief Financial Officer

¹ Source: Colonial Consulting, LLC on 23 July 2009

² Inception: January 1, 1995 (14.50 years)